

Storing your blanket

Do

- leave the blanket on the bed all year round or place it flat on a spare bed
- let the blanket cool down before storing – to store your blanket, roll it up and keep in a dry place.

Don't

- place any heavy objects on top of the blanket whilst it is being stored – this will avoid creasing
- use any moth proofing chemicals.

Have your blanket checked by a qualified electrician at least every three years, or as recommended by the manufacturer's instructions.



Contact us

01392 872200

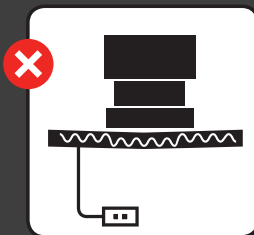


@ firekills@dsfire.gov.uk

www.dsfire.gov.uk

To request any information in this document in an alternative format or language please call **0800 731 1822** or email **firesafety@dsfire.gov.uk**



Electric blanket safety



Electric blanket safety

For some, colder weather brings the need to keep warm by using electric blankets.

To help you stay safe and warm this winter we recommend that you follow these simple steps when purchasing, using and storing your electric blanket.

If your blanket is more than 10 years old, you should consider disposing of it and buying a new one.

Danger signs to look out for

Your blanket should be replaced if you notice any of the following:

- the fabric is worn or frayed
- there are scorch marks anywhere
- wires are visible/poking through the fabric
- there is damage to the flexi cord
- there are any loose connections
- the control is making a buzzing sound when switched on and/or is giving off a smell
- it displays the old safety mark.

Choosing an electric blanket

Do

- buy a new blanket from a reputable retailer
- look out for a UK Safety standard mark. A certification mark will mean that the blanket has been independently tested and meets the latest UK and European safety standards.

Don't

- buy secondhand blankets, as they may not be safe and you cannot be sure that they comply with current safety requirements.

Using your blanket

Do

- read and follow the manufacturer's instructions before use
- remember to keep the instructions in a safe place for future reference
- examine your blanket regularly for signs of damage and wear



- use the blanket only for the purpose the manufacturer intended, i.e.
 - over-blankets must only be positioned above the occupant of the bed
 - under-blankets must only be positioned under the occupant of the bed
- check the manufacturer's instructions for suitability to wash your blanket.

Don't

- use the blanket whilst it is still folded, rucked or creased
- use a hot water bottle at the same time as using your electric blanket
- touch the blanket with wet hands or feet
- use the blanket if it is wet or damp; never switch it on to dry it out
- insert or use pins to hold the blanket in place on the bed
- keep your blanket switched on overnight unless it has a thermostatic control and is designed to be left on over this period.

